

RF85-20N-ES



RF85-30N-ES  
RF85-30N/H-ES



**WITT Flashback Arrestors for reliable protection against dangerous reverse gas flow and flashbacks according to ISO 5175-1. Every Arrestor 100% tested.**

**Benefits**

- a large surface area flame arrestor [FA] of stainless steel construction extinguishes any dangerous flashback entering the device in any direction
- a temperature sensitive cut-off valve [TV] extinguishes sustained flashbacks long before the internal temperature of the arrestors reaches a dangerous level
- a spring loaded non-return valve [NV] prevents slow or sudden reverse gas flow forming explosive mixtures in the gas supply
- a filter at the gas inlet protects the arrestor against dirt contamination, extending the service life

**Operation / Usage**

- Flashback Arrestors are used to protect gas cylinders and pipeline outlet points (hoses and any equipment) against dangerous reverse gas flow and flashbacks
- ideal for use with corrosive gases in the chemical industry, process technology or in the laboratory area
- for pipeline outlets and single cylinders with high users for example supply units for gas cutting machines
- WITT Flashback Arrestors may be mounted in any position / orientation
- only one piece of equipment may be connected to a single Flashback Arrestor
- the maximum ambient / working temperature is 158 °F

**Maintenance**

- annual testing of the non-return valve, body leak tightness and flow capacity is recommended
- WITT is happy to supply special test equipment
- Flashback Arrestors are only to be serviced by the manufacturer. The dirt filter may be replaced by competent staff

**Approvals**

Company certified according to ISO 9001:2000 and ISO 14001 CE-marked according to:  
- PED 97/23/EC  
Other connections available on request

Safety devices	Model		
	RF85-20 N-ES	RF85-30 N-ES	RF85-30 N/H-ES
Flame arrestor [FA]	X	X	X
Non-return valve [NV]	X	X	X
Temperature sensitive cut-off valve [TV]	X	X	X
Weight [oz]	55.87	157.15	153.23
Material	Housing – Stainless steel; Flame arrestor – Stainless steel; Seal – Elastomer		
Gases	max. working pressure [PSIG*]		
Acetylene (A)	29.01	21.76	–
Town gas (C)	58.01	72.52	–
Natural gas (M)	58.01	72.52	116.03
LPG (P)	58.01	50.76	72.52
Hydrogen (H)	58.01	58.01	159.54
Ethylene (E)	58.01	58.01	–
Connections	Order-No.		
1/2" NPT F	149.009	–	–
3/4" NPT F	–	147.027	147.039
1" NPT F	–	–	147.047
Gases	max. working pressure [PSIG*]		
Oxygen (O)	232.06	435.11	–
Compressed air (D)	232.06	435.11	–
Connections	Order-No.		
1/2" NPT F	149.009	–	–
3/4" NPT F	–	147.071	–

\* PSIG = pounds per square inch gauge

C01/A1 subject to change

Product Information / Technical Data

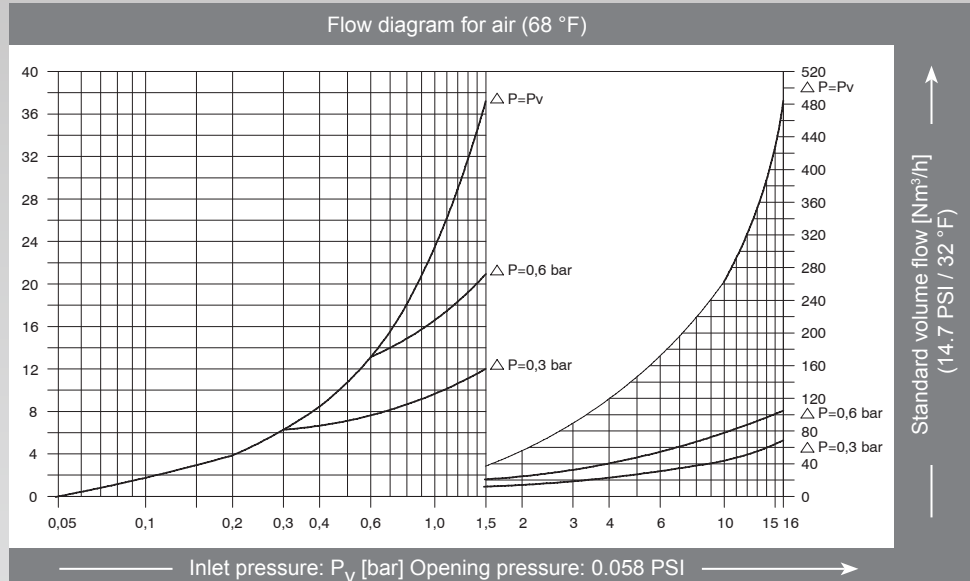
**SAFETY DEVICES**

www.wittgas.com

**RF85-20N-ES**

Conversion factors:

Acetylene	x 1.04
Butane	x 0.68
Natural Gas	x 1.25
Ethylene	x 1.02
Methan	x 1.33
Propane	x 0.80
Oxygen	x 0.95
Town gas	x 1.54
Hydrogen	x 3.75

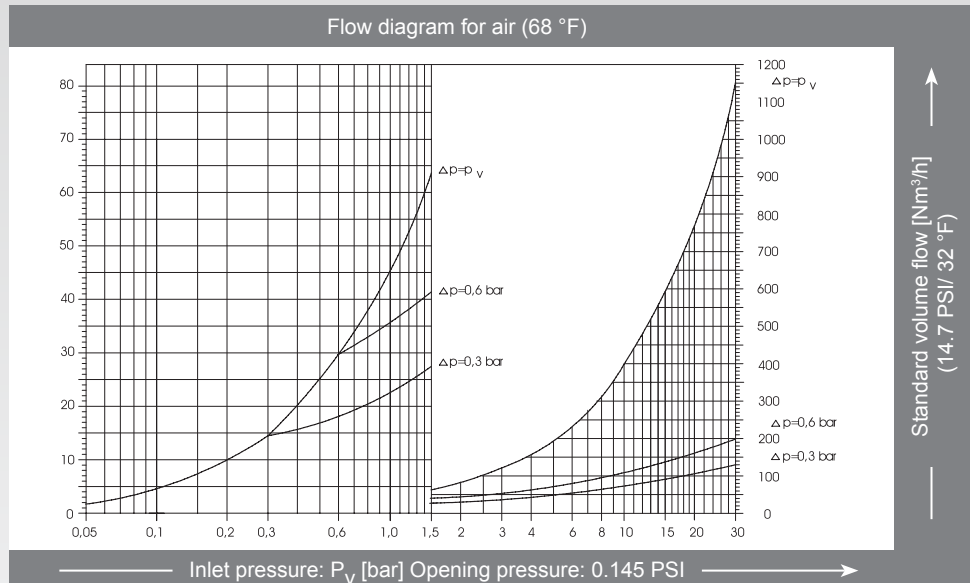


**RF85-30N-ES**

147.027  
147.071

Conversion factors:

Acetylene	x 1.04
Butane	x 0.68
Natural Gas	x 1.25
Ethylene	x 1.02
Methan	x 1.33
Propane	x 0.80
Oxygen	x 0.95
Town gas	x 1.54
Hydrogen	x 3.75

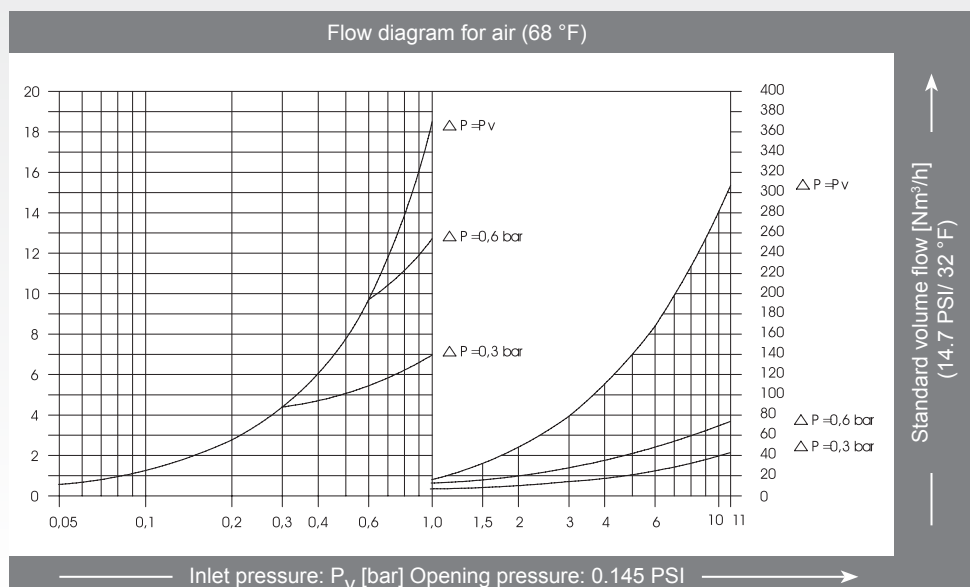


**RF85-30N/H-ES**

147.039  
147.047

Conversion factors:

Acetylene	x 1.04
Butane	x 0.68
Natural Gas	x 1.25
Methan	x 1.33
Propane	x 0.80
Oxygen	x 0.95
Town gas	x 1.54
Hydrogen	x 3.75



Technical Data

C01/A1 subject to change