

The most effective protection  
against overpressure from  
0.07 psi to 650 psi / 5 mbar to 45 bar

AD 2000, TÜV, DIN EN ISO 4126

**SECURE YOUR SYSTEMS AND  
COMPONENTS WITH SAFETY RELIEF  
VALVES FROM WITT**

DAVID ANDROWIAK, SALES MANAGER – WITT-GASESTECHNIK

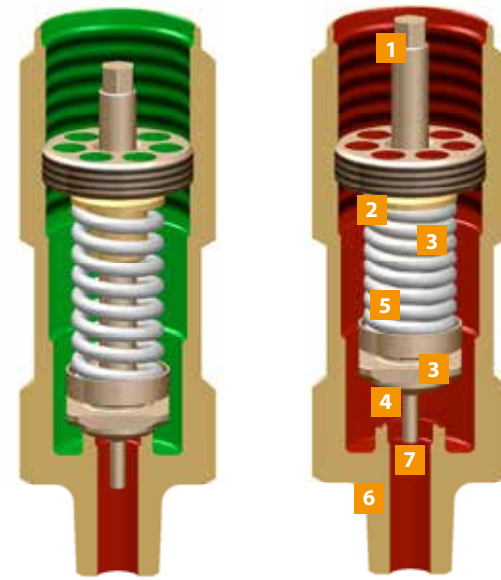
## PROTECTION AGAINST OVERPRESSURE

WITT safety relief valves safeguard pipes, pressure vessels and system components from excessive gas pressure

For operators of pressurized systems and components they are the last line of defense before excess pressure becomes a disaster: Safety relief valves. Safety relief valves from WITT provide effective protection against overpressure by blowing off vapors and gases from pipes, pressure vessels and system components. WITT offers individually tested safety relief valves with individually adjustable opening pressures from 5 mbar to 45 bar / 0.07 psi to 650 psi. Their small size, position-independent installation and sturdy materials allow a wide range of applications. WITT safety relief valves are available in brass, stainless steel or aluminium, also as a manually ventilated version as well as with or without condensate outlet. We supply our safety relief valves with confirmation by TÜV as verification that the opening pressure of each individual valve is correctly set.

### › FUNCTION

WITT safety relief valves are spring loaded, direct-acting safety relief valves. As soon as the set opening pressure is reached, a spring-loaded element in the valve triggers and opens for blowing off. After the pressure equalization, the valve closes automatically and would respond again immediately in the event of a renewed pressure increase. Depending on the gas and application, the valves can either blow off freely or be connected to a blow-off pipe. The opening pressure is set at the factory for WITT valves, appropriate to the permissible operating pressure of the system to be protected.



Closed

Open

- 1 Valve piston
- 2 Screwing ring
- 3 Spring retainer
- 4 Valve seal
- 5 Compression spring
- 6 Housing
- 7 Flow cone

### › MATERIALS

WITT safety relief valves are made from high-quality materials. They are extremely robust and suitable for a wide variety of gases and applications. Brass is normally the standard material used for housings in numerous applications. For aggressive and corrosive gases, the housings are made from high-quality stainless steel (1.4541/AISI 321, 1.4404/AISI 316L, 1.4305/AISI 303 or 1.4571/AISI 316Ti). Depending on the gas type and customer requirement, diverse sealing materials are available, ensuring safety even under the most demanding conditions.

### › CONNECTIONS

You can order WITT safety relief valves with various connections. Besides the standard versions with normal male and female threads, designs with KF or CF flanges, VCR or UNF threads are also available. Adapters are available for connecting to blow-off lines.

### › CERTIFIED QUALITY

Modern production and a comprehensive quality management system guarantee the highest WITT quality for your safety. WITT safety relief valves are manufactured in accordance with best engineering practices and the relevant safety regulations for design, material selection and resistance. For maximum security, WITT typically offers a 100% component test for the model series SV805/SV805A, in other words, every safety valve of this series is individually pre-tested to ensure fault-free reliability before it is delivered. We supply our safety relief valves with confirmation by TÜV as verification that the opening pressure of each individual valve is correctly set.

### › THE BENEFITS OF WITT SAFETY RELIEF VALVES

- Minimum opening pressures make even the smallest pressure rises controllable
- Opening pressure individually adjustable depending on the model in the range from 5 mbar to 45 bar / 0.07 psi to 650 psi
- High blow-off volume up to approx. 970 m<sup>3</sup>/h / 34,240 scfh
- Diverse applications for all technical gases in the temperature range from -60 °C to +270 °C / -76 °F to 518 °F (varies depending on model)
- Suitable for O<sub>2</sub>
- 100 % component testing for maximum safety (SV805/SV805A)
- TÜV confirmation verifies the individually set opening pressure
- Compact construction and location-independent installation for problem-free assembly
- Optionally available in brass, stainless steel and aluminium (AV919)
- Sealing material corresponding to the gas type or on customer request
- Various inlet and outlet connections, adapter for connection to a blow-off pipe
- Some models optionally with condensate outlet
- Some models with manual ventilation function
- Free of oil and grease

### › APPLICATIONS



#### › TANK CONSTRUCTION

No matter whether transport containers, storage tanks, biogas tanks or mixing and metering vessels – WITT safety relief valves protect diverse applications in the area of tank construction, even against the lowest overpressures.



#### › INDUSTRIAL FURNACE CONSTRUCTION

Industrial furnace construction often involves working with protective gas atmospheres. The process chambers should be protected against overpressure – ideally with safety relief valves from WITT.



#### › INSULATORS AND REACTORS

Insulators and glove box systems frequently involve work in a protective gas atmosphere. WITT safety relief valves protect the housing and the reactors installed to clean the inert gas against overpressure and ensure safe work.



#### › PIPES AND PLANT CONSTRUCTION


Pipes with various gases must be protected against overpressure in pipes and system construction. This can involve simulation systems, research plants, systems and pipes for recovering helium or also supply facilities for nitrogen shielding in the semiconductor industry.



#### › HYDROGEN VEHICLES

Hydrogen-powered vehicles must be protected with safety valves in line with the regulation EC 79/2009. WITT offers a safety relief valve specially approved by the Kraftfahrt-Bundesamt (German Federal Motor Transport Authority) for this purpose, thereby satisfying the highest requirements.

› ROBUST ALL-ROUNDER



› SV805 AND SV805A

- A classic among WITT safety relief valves
- Reliably protects tanks and pipes against excess pressure
- Individual opening pressure between 0.5 and 45 bar / 7 psi and 652 psi
- Maximum volume flow up to approx. 665 m<sup>3</sup>/h / 23,470 scfh for air
- Compliant with Pressure Equipment Directive 2014/68/EU
- Compact size
- Installation irrespective of position
- Suitable for numerous applications
- On request, also available with a condensate outlet
- Model SV805A also has a ventilation function, allowing functionality testing at any time when installed
- TÜV individual certification (module F according to 97/23/EC)

**MATERIALS**

**SV805/SV805A**

**Housing:** Brass 2.0402 or 2.0401, stainless steel 1.4404 or 1.4541

**Seal:** CR, EPDM, FFKM, FPM, HNBR, VMQ

› SENSITIVE AND STRONG



› AV619 AND AV919

- The best choice for protection against minimum overpressures at high blow-off volumes
- The highest response sensitivity in the range from 5 to 500 mbar / 0.07 to 7 psi makes even the smallest pressure rises manageable
- Maximum blow-off volume up to approx. 970 m<sup>3</sup>/h / 34,240 scfh for air
- Reliable protection for tanks, pipes and other system components
- Can also be used as vacuum valves for securing an underpressure owing to the high density and a low leakage rate
- Installation irrespective of position
- TÜV certificate verifies the individually set opening pressure on request

**MATERIALS**

**AV619**

**Housing:** Brass 2.0401, stainless steel 1.4305 or 1.4404

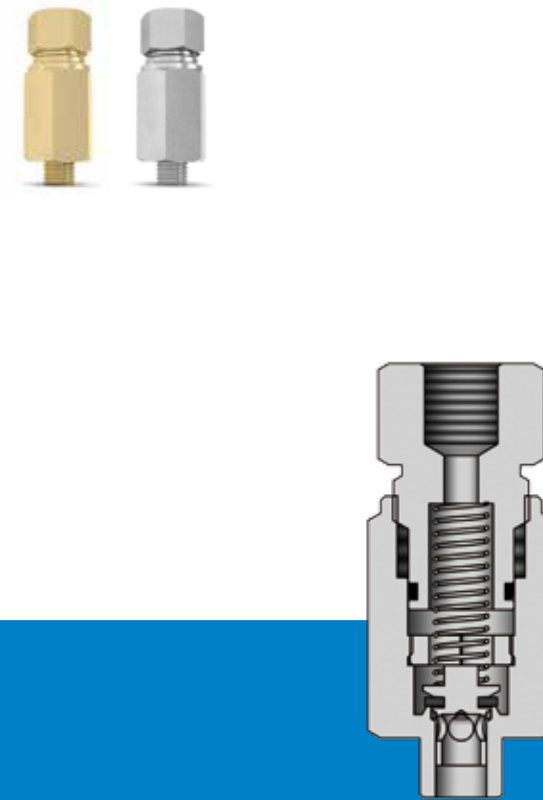
**Seal:** CR, EPDM, FFKM, FPM, HNBR, NBR, VMQ

**AV919**

**Housing:** Stainless steel 1.4571, anodized aluminium

**Seal:** CR, EPDM, FFKM, FPM, NBR, VMQ

› SMALL AND LIGHTWEIGHT



› AV319

- High safety in mini format – the AV654 is the smallest WITT safety valve
- Also protects against lowest overpressures
- Very sensitive response with individual opening pressure in the range from 10 to 80 mbar / 0.14 to 1.14 psi
- Maximum blow-off volume of approx. 0.9 m<sup>3</sup>/h / 32 scfh for air
- Minimum weight and compact dimensions
- Ideal for applications in a closed space or with special weight requirements
- Installation irrespective of position
- TÜV certificate verifies the individually set opening pressure on request


**MATERIALS**

**AV319**

**Housing:** Brass, stainless steel 1.4305 or 1.4404

**Seal:** CR, EPDM, FPM, Isolast, NBR

› SPECIALIST IN HYDROGEN VEHICLES



› SV811L

- Specially developed for securing hydrogen-powered vehicles
- Protects hydrogen systems against hazardous overpressure in a wide spectrum from 4.5 to 45 bar / 65 to 652 psi
- Corresponds to regulation EC 79/2009 of the European Parliament
- Approved by the Kraftfahrt-Bundesamt (German Federal Motor Transport Authority) for use in vehicles
- Compact design
- Installation irrespective of the position
- Diverse connection options
- High-quality stainless steel for maximum resistance and endurance
- TÜV certificate verifies the individually set opening pressure on request

**MATERIALS**

**SV811L**












**Housing:** Stainless steel 1.4404

**Seal:** EPDM



# OVERVIEW OF ALL MODELS



Material	Model	Remarks	Technical information								Features																									
			Opening pressure	Inlet-connection	Outlet-connection	With condensation outlet Inlet filter (optional)	Manual ventilation	Manufactured and certified according to EN ISO 4126-1 AD 2000 bulletin A2 and VdTÜV-bulletin 100	Single certification (Modul F)	Approval according to (EC) No. 79/2009	Opening pressure	Inlet-connection	Outlet-connection	With condensation outlet Inlet filter (optional)	Manual ventilation	Manufactured and certified according to EN ISO 4126-1 AD 2000 bulletin A2 and VdTÜV-bulletin 100	Single certification (Modul F)	Approval according to (EC) No. 79/2009																		
Brass		SV 805	CE-marked according to PED 2014/68/EU CE0045	0.5-45 bar 7-652 psi	G 1/4-G 3/4 1/4"-3/4" NPT	M24 x 1	X		X	X								Brass		AV319		10-80 mbar 0.14-1.14 psi	G 1/8	G 1/8												
		SV 805A	CE-marked according to PED 2014/68/EU CE0045	0.5-45 bar 7-652 psi	G 1/4-G 3/4 1/4"-3/4" NPT	1/2" NPT			X	X	X								Stainless steel		AV319-ES		10-80 mbar 0.14-1.14 psi	G 1/8	G 1/8											
Stainless steel		SV 805-ES	CE-marked according to PED 2014/68/EU CE0045	0.5-45 bar 7-652 psi	G 1/4-G 3/4 1/4"-1/2" VCR 1/4"-3/4" NPT	M24 x 1	X		X	X								Stainless steel		SV811L	Approved by the Kraftfahrt-Bundesamt (German Federal Motor Transport Authority) for use in hydrogen-powered motor vehicles (according to Regulation (EC) 79/2009 and (EC) 406/2010)	4.5-45 bar 65-652 psi	9/16 - 18UNF G 1/4 - G 3/4 1/4" - 3/4" NPT	M24 x 1			X	X	X							
		SV 805A-ES	CE-marked according to PED 2014/68/EU CE0045	0.5-45 bar 7-652 psi	G 1/4-G 3/4 1/4"-1/2" VCR 1/4"-3/4" NPT	1/2" NPT			X	X	X																									
Brass		AV 619		0.005- < 0.5 bar 0.07-7 psi	G 1/2 - G 1 1/2"-1" NPT	G 1/2 - G 1 1/2"-1" NPT		X		X																										
Stainless steel		AV 619-ES		0.005- < 0.5 bar 0.07-7 psi	G 1/2 - G 1 1/2"-1" NPT	G 1/2 - G 1 1/2"-1" NPT		X		X																										
Aluminium anodized		AV919		0.005- < 0,5 bar 0.07-7 psi	G 2 2" NPT	G 2 2" NPT		X		X																										
Stainless steel		AV919-ES		0.005- < 0,5 bar 0.07-7 psi	G 2 2" NPT	G 2 2" NPT		X		X																										

Other connections available on request

## OUR PROMISE

HIGH-QUALITY SAFETY TECHNOLOGY

VERY GOOD PRICE/PERFORMANCE RATIO

INDIVIDUAL SAFETY RELIEF VALVES AND SPECIAL SOLUTIONS

DECADES LONG WITT KNOW-HOW

## OUR PRODUCT RANGE

### GAS CONTROL EQUIPMENT

- Gas mixing systems
- Gas metering systems
- Gas analysers
- Leak detection systems
- Gas pressure vessels
- Engineering of customized systems

### GAS SAFETY EQUIPMENT

- Flashback arrestors
- Non-return valves / check valves
- Quick couplers
- Safety relief valves
- Stainless steel devices
- Gas filters
- Pressure regulators
- Outlet points
- Lance holders
- Ball valves
- Automatic hose reels
- Test equipment
- Accessories
- Customized safety equipment

### WITT-Gasetechnik GmbH & Co KG

Salinger Feld 4-8  
58454 Witten  
Postfach 2550  
58415 Witten  
Deutschland  
Tel. +49 (0)2302 8901-0  
Fax +49 (0)2302 8901-3  
www.wittgas.com  
witt@wittgas.com

### WITT Gas Controls LP

3080 Northfield Place  
Suite 111  
Roswell, GA 30076  
USA  
Tel. +1 770 664 4447  
Fax +1 770 664 4448  
witt-usa@wittgas.com

### GUSTUS & PARTNER GmbH

Installation – Service – Wartung  
Alt Salbke 6-10, Geb. 59  
39122 Magdeburg  
Deutschland  
Tel. +49 (0)391 4015246  
Fax +49 (0)391 4013296  
gustus@wittgas.com

### WITT Tecnología de Gas, S.L.

C/Simón Cabarga N° 2a – Bajo  
39005 Santander  
España  
Tel. +34 942 835142  
Fax +34 942 835143  
witt-espana@wittgas.com

### WITT FRANCE S.A.R.L.

131 Voie de Compiègne  
91390 Morsang sur Orge  
France  
Tel. +33 (0)160 151779  
Fax +33 (0)160 154782  
witt-france@wittgas.com

### WITT Gas Techniques Ltd.

Unit 7 Burtonwood Industrial Estate  
Phipps Lane, Burtonwood  
Warrington, Cheshire  
WA5 4HX  
Great Britain  
Tel. +44 (0)1925 234466  
Fax +44 (0)1925 230055  
witt-uk@wittgas.com

### WITT GAS INDIA PVT.LTD.

855/N, Upen Banerjee Road  
Kolkata 700060  
West Bengal  
India  
Tel. +91 9831319810  
witt-india@wittgas.com

### WITT ITALIA Srl.

Via Giovanni XXIII, 18  
24030 Solza (BG)  
Italia  
Tel. +39 035 4933273  
Fax +39 035 4948098  
witt-italia@wittgas.com

### WITT POLSKA Sp. z o. o.

Ul. Bulwar Dedala 16a  
54-130 Wrocław  
Poland  
Tel. +48 71-352 28 56  
Fax +48 71-351 31 13  
witt-polska@wittgas.com

What are your requirements?  
Please contact us.

Tel. +1 888 948 8427 | witt-usa@wittgas.com