

Then choose WITT for stainless steel valves and accessories. For hydrogen, corrosive gases or pure gas applications.



AD 2000, TÜV, DIN EN ISO 4126

**DO YOU REQUIRE HIGHEST
STANDARDS FROM
YOUR GAS SAFETY EQUIPMENT?**

HOLGER KOVAC: SALES MANAGER – WITT-GASETECHNIK



WITT-Gasetechnik offers a wide range of stainless steel flashback arrestors, non-return valves, safety relief valves and gas filters. WITT stainless steel safety devices are of highest quality and very robust and are suitable for hydrogen applications as well as with pure or corrosive gases or when used in corrosive environments.

WITT offers safety equipment you can trust and rely on. State of the art manufacturing technologies, premium stainless steel (e.g. 1.4305/AISI 303, 1.4404/AISI 316L, 1.4541/AISI 321) and a sophisticated quality management system guarantee highest quality. WITT products meet all relevant international standards – for your safety.

With a highly skilled workforce and extensive know-how WITT offers highest level of expertise even for special applications. With complete development and manufacturing from a single source we can rapidly respond to your demands. Talk to us about your requirements. We will provide your individual safety solutions.

› **APPLICATIONS FOR STAINLESS STEEL DEVICES**

- **HYDROGEN**
Automotive industry
Fuel cells
Power generation
- **PURE GASES**
Food industry
Pharmaceutical industry
Chemical industry
Glass industry
Research facilities
- **CORROSIVE GASES / ENVIRONMENTS**
Biogas plants
Petrochemical industry

› **OUR PORTFOLIO**

- **FLASHBACK ARRESTORS**
- **NON-RETURN VALVES**
- **SAFETY RELIEF VALVES**
- **GAS FILTERS**
- **OME-LOADED PRESSURE REGULATORS**

FLASHBACK ARRESTORS



WITT flashback arrestors are used to protect the gas supply and can be used for almost all technical gases. By combining all established safety elements flashback arrestors provide protection against flashbacks and backfire. Flashback arrestors also prevent the formation of dangerous gas mixtures within the pipeline.

- Combination of flame arrestor, non-return valve and thermal cut-off for optimal protection
- Extinguish dangerous flashbacks or backfire
- Avoid explosive mixtures in the gas supply
- Depending on requirements, individual selection of safety features possible
- For fuel gases and oxygen
- Installation independent of the orientation
- Long durability
- Variety of connections available





Model	Remarks	Gases / Max. working pressures / Flows							Inlet Gas Filter	Safety elements			Connections Depending on model	
		Opening pressure	Acetylene (A)	Ethylene (E)	Oxygen (O)	LPG (P)	Hydrogen (H)	Natural Gas (M)		Flame Arrestor (FA)	Non-Return Valve (NV)	Temperature activated Cut-off Valve (TV)	Threads	Sizes
RF53N-ES	EN 730-1, ISO 5175 CE-marked according to PED 97/23/EG CE0045	ca. 30 mbar 0.43 psi	1.5 bar / 10.6 m³/h 21 psi / 374 scfh		25 bar 362 psi	5 bar 72 psi	3 bar 43 psi	5 bar 72 psi	✓	✓	✓	✓	G/BSP NPT Rc UNF VCR	1/4"- 1.1/2"
RF53N/H-ES	EN 730-1, ISO 5175 CE-marked according to PED 97/23/EG CE0045	ca. 30 mbar 0.43 psi				8 bar 116 psi	9 bar 130 psi	12 bar 174 psi	✓	✓	✓	✓		
RF85-10N-ES	EN 730-1, ISO 5175 CE-marked according to PED 97/23/EG CE0045	ca. 30 mbar 0.43 psi	1.5 bar / 19.7 m³/h 21 psi / 695 scfh	5 bar 72 psi	25 bar 362 psi	5 bar 72 psi	4 bar 58 psi	5 bar 72 psi	✓	✓	✓	✓		
RF85-10N/H-ES	EN 730-1, ISO 5175 CE-marked according to PED 97/23/EG CE0045	ca. 30 mbar 0.43 psi		9 bar 130 psi		5 bar 72 psi	10 bar 145 psi	10 bar 145 psi	✓	✓	✓	✓		
RF85-20N-ES	EN 730-1, ISO 5175 CE-marked according to PED 97/23/EG CE0045	ca. 4 mbar 0.06 psi	1.5 bar / 43.5 m³/h 21 psi / 1,536 scfh	4 bar 58 psi	16 bar 232 psi	4 bar 58 psi	4 bar 58 psi	4 bar 58 psi		✓	✓	✓		
RF85-30N-ES	EN 730-1, ISO 5175 CE-marked according to PED 97/23/EG CE0045	ca. 10 mbar 0.14 psi	1.5 bar / 66.5 m³/h 21 psi / 2,347 scfh	4 bar 58 psi	25 bar 362 psi	3.5 bar 50 psi	4 bar 58 psi	5 bar 72 psi	✓	✓	✓	✓		
RF85-30N/H-ES	EN 730-1, ISO 5175 CE-marked according to PED 97/23/EG CE0045	ca. 10 mbar 0.14 psi	1.5 bar / 66.5 m³/h 21 psi / 2,347 scfh		25 bar 362 psi	3.5 bar 50 psi	11 bar 159 psi	5 bar 72 psi	✓	✓	✓	✓		
F100N-ES	EN 730-1, ISO 5175 CE-marked according to PED 97/23/EG CE0045						17 bar 246 psi	17 bar 246 psi		✓		✓		Other connections on request

NON-RETURN VALVES



WITT non-return valves protect pipelines and outlet points against reverse gas flow. A wide range of dimensions and flow rates is available. The sophisticated valve technology of WITT non-return valves provides small pressure drops making them also suitable for applications with smallest operating pressures.

- Avoid the formation of explosive mixtures in the gas supply
- Maximum working pressures: 40 bar / 300 bar (580 psi / 4,351 psi)
- For all technical gases – wide range of applications
- Low pressure drops – using complex valve assembly with low opening pressures (4 mbar / 0.06 psi)
- Sophisticated valve design using elastomer sealings for leak tightness and long service life
- Installation independent of the orientation
- Variety of connections available

Model	Remarks	Opening pressure	Gases / Max. working pressures						Connection Depending on model		
			Acetylene (A)	Oxygen (O)	LPG (P)	Hydrogen (H)	Natural Gas (M)	Neutral Gas	Threads	Sizes	
654		ca. 30 mbar 0.43 psi		30 bar 435 psi	60 bar 870 psi	60 bar 870 psi	60 bar 870 psi	60 bar 870 psi	G/BSP NPT Rc	1/4" – 2"	
600-ES		ca. 4 mbar 0.05 psi	1.5 bar 21 psi	16 bar 232 psi	16 bar 232 psi	16 bar 232 psi	16 bar 232 psi	16 bar 232 psi			
600H-ES		DVGW NG-4390 AL0030 ca. 250 mbar 3.62 psi	1.5 bar 21 psi	40 bar 580 psi	40 bar 580 psi	40 bar 580 psi	40 bar 580 psi	40 bar 580 psi			
338-ES		DVGW NG-4390 BM0278 ca. 6 mbar 0.08 psi		16 bar 232 psi	16 bar 232 psi	16 bar 232 psi	16 bar 232 psi	16 bar 232 psi			
339-ES		Burn-out safety with oxygen ca. 5 mbar 0.07 psi		16 bar 232 psi	16 bar 232 psi	16 bar 232 psi	16 bar 232 psi	16 bar 232 psi			
800-ES		ca. 1 bar 14 psi		240 bar 3,480 psi		300 bar 4,351 psi		300 bar 4,351 psi			Other connections on request



WITT safety relief valves protect against over pressure by venting excess gases from pipelines, gas receivers and other equipment. The spring-loaded, direct action relief valves are suitable for individual opening pressures from 5 mbar to 45 bar (0.07 psi to 652 psi). The compact size allows easy installation in any orientation and makes the valves suitable for many applications.

- Spring-loaded, direct action relief valves
- Individual opening pressure from 5 mbar to 45 bar (0.07 psi to 652 psi)
- For all technical gases – wide range of applications
- Compact size
- Installation independent of the orientation
- Protective dust cap
- Variety of connections available
- High blow-off volume up to approx. 970 m³/h / 34,240 scfh
- Diverse applications for all technical gases in the temperature range from -60 °C to + 270 °C / -76 °F to 518 °F (varies depending on model and type of gas)
- TÜV certificate verifies the individually set opening pressure on request






Model	Remarks	Technical information				Features		Certificates	
		Opening pressure	Inlet connection	Outlet connection	With condensation outlet	Inlet filter (optional)	Manual ventilation	Manufactured and certified according to EN ISO 4126-1 AD 2000 bulletin A2 and VdUV-bulletin 100	Single certification
SV805-ES	For gas receivers and pipelines CE-marked according to PED 97/23/EG CE0045	> 0.5 bar–45 bar 7 psi–652 psi	Depending on model Threads G/BSP NPT VCR	M24 × 1	✓		✓	Module B+D	
SV805A-ES	For gas receivers and pipelines CE-marked according to PED 97/23/EG CE0045	> 0.5 bar–45 bar 7 psi–652 psi	Sizes 1/4"–1"	1/2" NPT		✓	✓	Module B+D	
AV619-ES		> 5 mbar– < 500 mbar 0.07 psi– < 7 psi	Sizes 1/4"–1.1/2" Other connections on request	G 1/2"–1" 1/2"–1" NPT	✓			Module H	
SV811	For hydrogen vehicles EG 79/2009 CE-marked according to PED2014/68/EU CE0045	4.5 bar–25 bar 25 bar–45 bar 65 psi–362 psi 362 psi–652 psi		M24 × 1			✓	Module B+D	
AV919-ES		> 5 mbar– < 500 mbar 0.07 psi– < 7 psi		G 2" 2" NPT				Module H	
AV 319-ES		10 mbar–80 mbar 0.14 psi– 1.16 psi		G1/8"				Module B+D	

DOME-LOADED PRESSURE REGULATORS




Dome-loaded pressure regulators for installation in pipelines are particularly suitable for fluctuating or high flow rates at low gas pressure drops. High pressure stability guarantees a constant gas concentration and quality of the downstream processes. WITT dome-loaded regulators are available for inlet pressures up to 300 bar (4350 psi) and provide pressure regulation from 500 mbar to 60 bar (7.25 up to 870 psi). The domeloaded regulators are operated in combination with a pilot pressure regulator or a proportional valve for adjusting the required working pressure. High flow rates (up to Kv value 30)

- Inlet pressures of up to 300 bar (4,351 psi)
- Outlet pressures between 500 mbar and 60 bar (7.25 psi and 870 psi)
- Useable for almost all gases including for corrosive and aggressive mediums
- Different connections
- Wall bracket (optional)
- Filter for long durability (optional)
- All models available as a ready-to-install completely mounted and tested set

Modell	Kv value	Max. inlet pressure	Max. inlet pressure O ₂	Max. inlet pressure CO ₂	Outlet pressure	Connection
767LE 	30	40 bar 580 psi	30 bar 435 psi	25 bar 362 psi	0.5–30 bar 7.25 psi–435 psi	G3" IG DIN/ANSI-flange
757LE 	15	40 bar 580 psi	30 bar 435 psi	25 bar 362 psi	0.5–30 bar 7.25 psi–435 psi	G2" IG DIN/ANSI-flange
747LE 	3,6	40 bar 580 psi	30 bar 435 psi	25 bar 362 psi	0.5–30 bar 7.25 psi–435 psi	G1" IG DIN/ANSI-flange
737LE 	2,4	60 bar 870 psi	60 bar 870 psi	25 bar 362 psi	0.5–9 bar 7.25 psi–130 psi	G3/4" IG
737LE-HD 	1,65	300 bar 4,351 psi	200 bar 2,900 psi	60 bar 870 psi	2–45 bar 29 psi–652 psi	G3/4" IG

GAS FILTERS

Modell	Concinity	Gases / Max. working pressures					Connection
		Oxygen (O)	LPG (P)	Hydrogen (H)	Natural Gas (M)	Neutral Gas	
HD gas filter 	30 µm / 80 µm	50 bar 725 psi	275 bar 3,988 psi	275 bar 3,988 psi	275 bar 3,988 psi	275 bar 3,988 psi	G 3/4" IG

OUR PRODUCT RANGE

GAS CONTROL EQUIPMENT

- Gas mixing systems
- Gas metering systems
- Gas analyzers
- Leak detection systems
- Gas pressure vessels
- Engineering of customised systems

GAS SAFETY EQUIPMENT

- Flashback arrestors
- Non-return valves / check valves
- Quick couplers
- Safety relief valves
- Stainless steel devices
- Gas filters
- Pressure regulators
- Outlet points
- Lance holders
- Ball valves
- Automatic hose reels
- Test equipment
- Accessories
- Customized safety equipment

WITT-Gasetechnik GmbH & Co KG

Salinger Feld 4-8
58454 Witten
Postfach 2550
58415 Witten
Deutschland
Tel. +49 (0)2302 8901-0
Fax +49 (0)2302 8901-3
www.wittgas.com
witt@wittgas.com

GUSTUS & PARTNER GmbH

Installation – Service – Wartung
Alt Salbke 6-10, Geb. 59
39122 Magdeburg
Deutschland
Tel. +49 (0)391 4015246
Fax +49 (0)391 4013296
gustus@wittgas.com

WITT Tecnología de Gas, S.L.

C/Simón Cabarga N° 2a – Bajo
39005 Santander
España
Tel. +34 942 835142
Fax +34 942 835143
witt-espana@wittgas.com

WITT FRANCE S.A.R.L.

131 Voie de Compiègne
91390 Morsang sur Orge
France
Tel. +33 (0)160 151779
Fax +33 (0)160 154782
witt-france@wittgas.com

WITT Gas Techniques Ltd.

212, Europa Boulevard Westbrook
Warrington, WA5 7TN
Great Britain
Tel. +44 (0)1925 234466
Fax +44 (0)1925 230055
witt-uk@wittgas.com

WITT GAS INDIA PVT.LTD.

855/N, Upen Banerjee Road
Kolkata 700060
West Bengal
India
Tel. +91 9831319810
witt-india@wittgas.com

WITT ITALIA Srl.


Via Giovanni XXIII, 18
24030 Solza (BG)
Italia
Tel. +39 035 4933273
Fax +39 035 4948098
witt-italia@wittgas.com

WITT POLSKA Sp. z o. o.

ul. Legnicka 55/UA5
54-203 Wroclaw
Polska
Tel. +48 (0)7135 22856
Fax +48 (0)7135 13113
witt-polska@wittgas.com

WITT Gas Controls LP

380 Winkler Drive, Suite 200
Alpharetta, GA 30004
USA
Tel. +1 770 664 4447
Fax +1 770 664 4448
witt-usa@wittgas.com



Please contact us for partners
in your country