


NON-RETURN VALVES NV200



WITT non-return valves for reliable protection against dangerous reverse gas flow. Every non-return valve 100% tested.

Benefits

- a spring loaded non-return valve prevents back feeding of gases which could lead to unwanted gas mixtures
- low pressure drops – using complex valve assembly with low opening pressures (approx. 4 mbar)
- no leaks – using of a spring loaded valve assembly with elastomer sealing
- stainless steel filter (100 µm) in the gas inlet protects the non-return valve against dirt contamination, extending the service life
- diverse applications – useful for many technical gases
- reduce installation costs – the spring loaded valve is not affected by gravity and may be installed in any orientation

Operation / Usage

- non-return valves are used to protect equipment and pipelines against dangerous reverse gas flow. Use is possible for applications according to EN 746-2
- stainless steel non-return valves – ideal for use with corrosive gases in the chemical industry, process technology or in the laboratory area

- WITT non-return valves may be mounted in any position / orientation
- the maximum ambient / working temperature is 70 °C / 158 °F

Maintenance

- annual testing of the non-return valve and body leak tightness is recommended
- WITT is happy to supply special test equipment
- non-return valves are only to be serviced by the manufacturer. The dirt filter may be replaced according to model by competent staff

Approvals

Company certified according to ISO 9001 and PED 2014/68/EU Module H

CE-marked according to:

- PED 2014/68/EU

Cleaned for Oxygen Service according to:

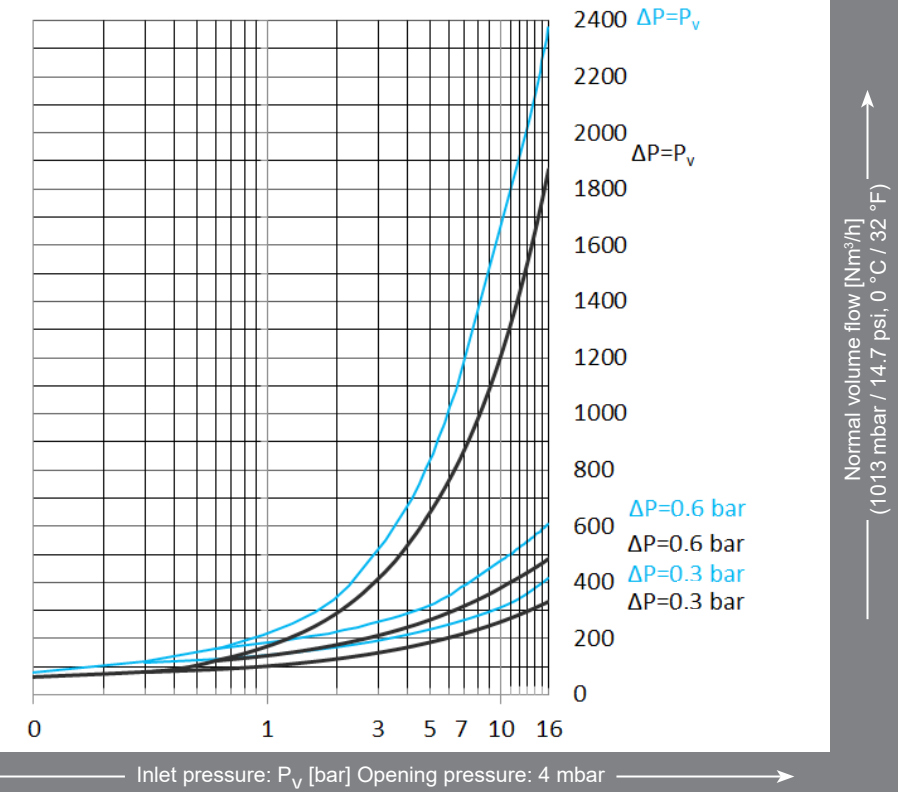
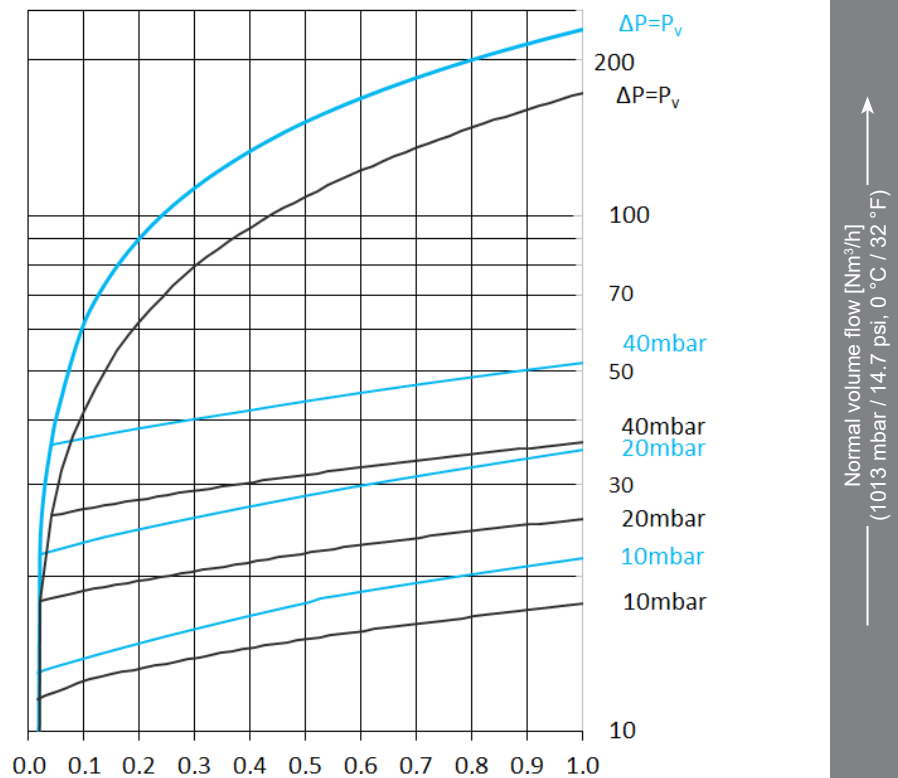
- EIGA IGC Doc 13/12/E: Oxygen Pipeline and Piping Systems

Model	Max. working pressure	[bar]	Seal-Material	Housing-Material	Weight [g]	Connection [inch]	Order-No.
NV200	Town gas (C), Natural gas (M) and LPG (P), Hydrogen (H), Oxygen (O), Compressed air (D) non-flammable gases	16	Elastomer	Brass	745	G 1/2	200037-008
					686	G 3/4	200037-009
					589	G 1	200037-010
				Stainless steel	681	G 1/2	037-017
					615	G 3/4	037-033
					540	G 1	037-018

Other connections available upon request

Comparison NV200 / Ultra 20

Flow diagram for air (20 °C / 68 °F)



Conversion factors:

Butane	x 0.68
Natural gas	x 1.25
Methane	x 1.33
Propane	x 0.80
Oxygen	x 0.95
Town gas	x 1.54
Hydrogen	x 3.75